




BE STRONG IN THE LORD



Digitized and reproduced with permission,
Great Attractions by Beverly Smith

Be Strong in the Lord Answer Key

1. What tribe was Gideon from? **Manasseh**
2. Where was Gideon when the angel of the Lord appeared to him?
In a wine press threshing wheat
3. What sign did the angel give Gideon to show God was with him?
Touched meat and bread with tip of his staff and burnt it with fire
4. After Gideon tore down the idols to Baal and Asherah, what did his father say to save him? **If Baal truly is a god, let him defend himself and destroy the one who broke down his altar.**
5. After the sign by the angel, what additional signs did Gideon ask for?
Fleece to be wet then dry.
6. How many warriors did Gideon start out with? **32,000**
7. How many warriors did Gideon end up with? **300**
8. What did each of Gideon's warriors take with them? **Pitcher, torch, ram's horn**
9. How did God defeat the Midianites? **He caused them to panic and start fighting each other**
10. Did Israel remember the Lord after Gideon died? **They did not**




1. What tribe was Gideon from?




2. Where was Gideon when the angel of the Lord appeared to him?




3. What sign did the angel give Gideon to show God was with him?




4. After Gideon tore down the idols to Baal and Asherah, what did his father say to save him?




5. After the sign by the angel, what additional signs did Gideon ask for?




6. How many warriors did Gideon start out with?




7. How many warriors did Gideon end up with?




8. What did each of Gideon's warriors take with them?




9. How did God defeat the Midianites?



10. Did Israel remember the Lord after Gideon died?





Manasseh



In a wine press
threshing wheat




Touched meat and bread
with tip of his staff and
burnt it with fire




If Baal truly is a god,
let him defend himself
and destroy the one
who broke down
his altar.



Fleece to be wet
then dry.



32,000



Instructions

1. Print all pages onto letter size white card stock.
2. Cut out cover image and answer key along the lines.
3. Glue answer key to the **back** of the cover image **before** laminating it.
 - I recommend Elmer's Rubber Cement because it is acid free.
 - Let it dry completely before laminating.
4. Laminate everything including double-sided cover and answer key for long-term durability. Instead of laminating, you may use clear Contact paper.
5. Cut out each piece.
6. Trim the edges of the cover page.
7. I recommend the use of 3/8" Velcro Dots instead of magnets. They are self-sticking and will last a very long time on laminated items. Notice that half of the Velcro Dots are clear, and half are white.
 - Remove one clear 3/8" Velcro Dot.
 - Attach the CLEAR DOT to the question piece so the words are not obstructed.
 - Place each one in roughly the same place for uniformity.
 - The white Velcro Dot will be used on the back of the answer where it is not visible.
8. Place the white Velcro Dot onto the clear dot with the Velcro sides touching each other.
9. Before adhering the velcro to the answer piece, adjust the placement so it does not cover the question text.
 - Attach all answers to the questions in roughly the same way for uniformity.
10. Place everything in a 3-ring binder pencil pouch that has a clear plastic window.
They are now ready for many years of use.